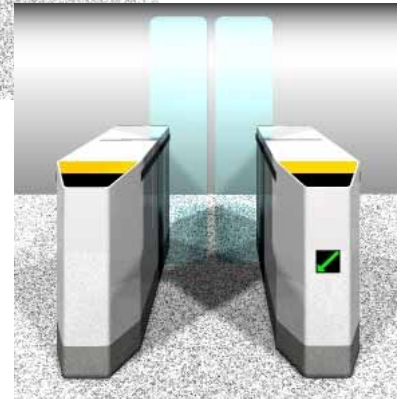
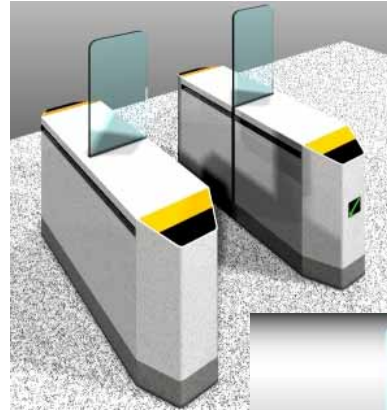





ELECTRICAL PEDESTRIAN SWING-GATE

Model: 868H



Principle

A sensor controlled passageway with glass wings to prevent unauthorized passage provides excellent access control. Designed to be in sight of reception staff, the Argus takes the problem out of checking individual passes whilst allowing authorized persons to pass unhindered. The unit is at its optimum when used in conjunction with a hands free access system which allows the glass wings to stay in the open position until an unauthorized person is detected.

Finish

- Steel, painted according to RAL
- Stainless steel, satin finish

Other models on request

Door leaves

- Normal height, rectangular
- Extra height, rectangular

Customised design by agreement

Reader interface

Compatible with access control systems standards

- serial interfaces
- fieldbus cross linkage

Special interfaces, signal exchange with building services automation and connection of customer supplied control elements available on request.

Export variants on request

Construction

Casing and guiding tube sheets of high-quality.
Glazing: 10 mm toughened glass

Operation

The door leaves open and close automatically.

Adjustable modes of operation are:

- open ground state

The door leaves are being closed automatically as soon as an unauthorized passage is registered.

- closed ground state

The door leaves are being opened automatically in the resp. passage direction and then closed again.

Entry direction

- clear
- locked
- electrically controlled
 - by an access control system
 - manual

Exit direction

- clear
- locked
- electrically controlled
 - by an access control system
 - manual

Electrical Equipment

Control integrated in the unit supply: 230 V AC 50 Hz

Options

- Installation of card readers
- Signal equipment
- Control desk or panel for remote control (release & block)
- Mode selection switch
- Railing elements for flow guidance or as barrier in a suitable design
- Counting mechanism

